

What can you do to stop the SUMMER SLIDE?

Dear Parents and Guardians,


I would like to thank you once again for your continuous effort and commitment in your child's education. Your child has worked hard all school year and has made tremendous gains. As your child's teacher I couldn't be more excited for them to take what we've learned this year and make even more gains next year. The "summer slide" is a term educators use to reference the regression a student can have over summer break. The "summer slide" has been extensively researched and has shown some startling facts. On average a child facing the "summer slide" can lose up to two months of academic learning in both reading and math. Furthermore, students that have faced the "summer slide" will need approximately four to six weeks of reteaching next year. It is my hope that your child does not face the "summer slide" and continues to grow and learn more over the summer. Below are a few simple ideas on how to best help your child stay engaged with learning over the summer.

■ Encourage your child to read 20 minutes per day. If your child is unable to read independently, you can read aloud to them. Have your child retell the story and state the characters in the book. You can also ask your child to give their opinion of the book.

■ Have your child assist you in doing word hunts. You can do word hunts around the house, in the car, or even in the store. You can tell your child a word you see and have them search their surroundings until they identify it. You can also point to words around you and have your child read the word.

■ Have your child assist you in doing math challenges. For example, when you open the pantry, ask your child questions like, "Do you see more canned food or boxed food?" You can take it a step further by allowing them to retrieve the food and count it. Math challenges can be number identification, shapes, addition, subtraction or even patterns.


■ Encourage your child to practice their handwriting and writing skills daily. You can have them assist you in grocery list writing or reminder writing. You can even have them write letters or postcards to friends and family.



Summer Learning Mats

Dear Parents and Guardians,

These quick and engaging summer learning mats are designed to keep your child learning over the summer. The tasks can be completed by your child independently or with your guidance. Your child will have a daily math task and a daily ELA task. Throughout the week your child will also work to complete their "Three-In-A-Row" board. Your child can strive for getting three tasks completed in a row or go for a complete "blackout." There is a built-in incentive piece on the mat as well. However, once the weekly mat is complete, you can do a quick celebration like allowing them to choose what's for dinner or taking a trip to the park. Thank you so much for your help in making your child's education a priority this summer.




Summer Learning Mat: Week 1



Move-Your-Fingers Monday	Tap-N-Count Tuesday	Whip-Up-A-Web Wednesday	Think-It-Out Thursday	Fast-N-Fluent Friday
Today you will be moving those fingers as you write numbers 1-20. Please remember your neat and legible handwriting.	Today you will be working on your one-to-one counting. That means you will need to tap each item as you count it out. Go around your house and count all of your light switches. Be careful because sometimes a light switch has two or three switches on one panel.	Today you will be making a "ways to show 5" web. Write the number 5 in the middle of a paper. Then, draw lines coming from the 5 and write different ways to show five: picture, dot cube, fingers, ten frame, counting sequence, etc.	Today you will work to solve a word problem. My mom purchased 10 watermelons. She purchased 3 watermelons that were not ripe and the rest were ripe. How many watermelons did my mom purchase that were ripe?	Today you will work fast and fluently. Listen as your parent reads these math facts. You will call out the answer as quickly as possible. <i>Read the following math facts aloud:</i> 2+2, 3+0, 4+1, 3+1, 5+0, 2+3, 0+1, 2+1, 1+2, 0+3, 2+0, 1+1, 4+0, 1+3, and 0+5


Move-Your-Fingers Monday	Tap-N-Write Tuesday	Whip-Up-A-Web Wednesday	Think-It-Out Thursday	Fast-N-Fluent Friday
Today you will practice your handwriting skills. Write your capital letters A-Z.	Today you will stretch and write a list of words. <i>Read the following words and have your child stretch and write the sounds they hear:</i> cat, pan, rat, pen, chat, fish, bath, flip, crab, and slip.	Today you will be creating a web for the letter "w". Write the letter "w" in the middle of your page and draw lines coming from the letter. On each line, write a word that starts with the /w/ sound. You can add illustrations as well.	Today you will write an informational story about watermelons. Remember that an informational story is a story that gives facts. Begin by writing three facts about watermelons.	Today you will work fast and fluently. Listen as your parent reads these words. You will call out their beginning sound. <i>Read the following words aloud:</i> pat, net, tap, jug, man, dog, bed, chin, shed, and thick.

Directions: Work to earn 10 watermelon seeds on your slice. Each day you complete a task, add on a seed! You can do it!




Three-In-A-Row Board		
Count aloud 1-50	Write 10 CVC words	Hunt for squares in your house
Read these words: that, thin, bath, math	Read a book	Solve: 5+5, 6+2, 8+1, 2+0, 7+1, 2+5
Count by 2's to 20	Make an AB pattern	State 3 rhyming pairs

Summer Learning Mat: Week 2



Move-Your-Fingers Monday Today you will be moving those fingers as you write numbers 1-30. Please remember your neat and legible handwriting. Bonus: Earn a bonus shell in your bucket by also writing your numbers 30-1.	Tap-N-Count Tuesday Today you will be working on your one-to-one counting. That means you will need to tap each item as you count it out. Pull out your spoons and forks. Count each one to find the total.	Whip-Up-A-Web Wednesday Today you will be making a "Ways to show 10" web. Write the number 10 in the middle of a paper. Then, draw lines coming from the 10 and write different ways to show ten picture, dot cube, fingers, ten frame, counting sequence, etc.	Think-It-Out Thursday Today you will work to solve a word problem. My sister found 8 shells at the beach. My sister found 5 conch shells and the rest of the shells were snail shells. How many of the shells were snail shells?	Fast-N-Fluent Friday Math Today you will work fast and fluently. Listen as your parent reads these math facts. You will call out the answer as quickly as possible. <i>Read the following math facts aloud:</i> 5-5, 6-2, 9-1, 0-6, 8-2, 4-3, 6-3, 2-7, 5-3, and 0-9.
---	---	---	--	---

Move-Your-Fingers Monday Today you will practice your handwriting skills. Write your first and last name 10 times. Bonus: Earn a bonus shell in your bucket by writing your middle name as well each time.	Tap-N-Write Tuesday Today you will stretch and write a list of words. <i>Read the following words and have your child stretch and write the sounds they hear:</i> fin, mug, zap, pit, chin, dish, thud, blob, drip, and snp.	Whip-Up-A-Web Wednesday Today you will be creating a web for the letter "B". Write the letter B in the middle of your page and draw lines coming from the letter. On each line, write a word that starts with the /b/ sound. You can add illustrations as well.	Think-It-Out Thursday Today you will write a narrative story about a time you went to the beach. If you haven't been to the beach, you can write about how you have seen it on the television or in a book. You will describe who was there, when you were there and what you did.	Fast-N-Fluent Friday ELA Today you will work fast and fluently to state sounds of the alphabet. <i>State a random letter A-Z and your child will respond with that letter's sound. For example, if you say, "P", they will call back, "p/p."</i>
--	--	---	--	---



Directions: Work to earn 10 seashells in your bucket! Each day you complete a task, add on a shell. You can do it!

Three-In-A-Row Board			
Count aloud by 5's to 50	Read a book	Make an AAB pattern	
Write 10 CVCe words	Read these words: fish, rash, shed, shop	State 5 rhyming pairs	
Count aloud 1-100	Hunt for circles in your house	Solve: 5-5, 6-2, 8-1, 2-0, 7-1, 6-3	

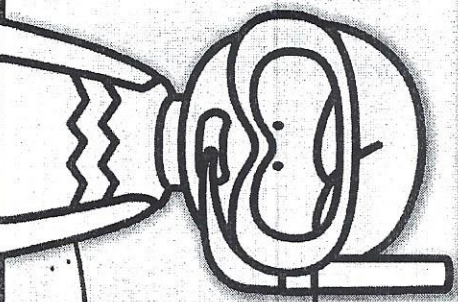
Summer Learning Mat: Week 3



Move-Your-Fingers Monday Today you will be moving those fingers as you write numbers 1-40. Please remember your neat and legible handwriting. Bonus: Earn a bonus fish in your ocean by also writing your numbers 40-1.	Tap-N-Count Tuesday Today you will be working on your one-to-one counting. That means you will need to tap each item as you count it out. <i>Spill out a cup of coins, beads, buttons, etc. for your child to count. A set of 20-30 would be ideal.</i>	Whip-Up-A-Web Wednesday Today you will be making a "ways to show 12" web. Write the number 12 in the middle of a paper. Then, draw lines coming from the 12 and write different ways to show twelve: picture, dot cube, fingers, ten frame, counting sequence, etc.	Think-It-Out Thursday Today you will work to solve a word problem. My brother saw 2 orange fish, 5 blue fish and 1 green fish. How many fish did my brother see in all?	Fast-N-Fluent Friday Math Today you will work fast and fluently. Listen as your parent reads these math facts. You will call out the answer as quickly as possible. <i>Read the following math facts aloud:</i> 5-5, 4+1, 3-2, 3-0, 4+0, 3-1, 4+1, 4+2, 5-3, and 4+3.
---	---	---	---	--

Move-Your-Fingers Monday Today you will practice your handwriting skills. Write your address, including your street, city and state. Bonus: Earn a bonus fish in your ocean by writing your phone number as well.	Tap-N-Write Tuesday Today you will stretch and write a list of words. <i>Read the following words and have your child stretch and write the sounds they hear:</i> bin, rug, cap, bit, chop, wish, that, slid, drum, and scab.	Whip-Up-A-Web Wednesday Today you will be creating a web for the letter "F". Write the letter F in the middle of your page and draw lines coming from the letter. On each line, write a word that starts with the /F/ sound. You can add illustrations as well.	Think-It-Out Thursday Today you will write a fiction story about you as a scuba diver deep, deep, deep in the ocean. You will need to state your character(s), setting, problem and solution. Your story will also need a beginning and an end.	Fast-N-Fluent Friday ELA Today you will work fast and fluently to state the sounds of the alphabet. <i>Pull up an alphabet chart online or use an ABC chart you have on hand. Have your child tap and state each sound for the letters.</i>
---	---	---	---	--

Directions: Work to earn 10 fish in your ocean. Each day you complete a task, add on a fish! You can do it!



Three-In-A-Row Board			
Read a book	Make an AAB pattern	Count aloud by 10's to 100	
Read these words: chip, such, rich, chap	Hunt for triangles in your house	Give two meanings for "duck"	
Write 10 digraph words	Count aloud 50-0	Solve: 5-5, 6-2, 8-1, 2-0, 7-1, 6-3	


Summer Learning Mat: Week 4



Move-Your-Fingers Monday Today you will be moving those fingers as you write numbers 1-50. Please remember your neat and legible handwriting. Bonus: Earn a bonus scoop on your ice cream cone by also writing your numbers 50-1.	Tap-N-Count Tuesday Today you will be working on your one-to-one counting. That means you will need to tap each item as you count it out. You will count the socks in your sock drawer. <i>If you child is able, have them count the socks by 2s.</i>	Whip-Up-A-Web Wednesday Today you will be making a "ways to show 5" web. Write the number 15 in the middle of a paper. Then, draw lines coming from the 15 and write different ways to show fifteen: picture, dot cube, fingers, ten frame, counting sequence, etc.	Think-It-Out Thursday Today you will work to solve a word problem. The ice cream worker gave me 6 scoops of ice cream. 2 scoops of ice cream fell to the floor. How many scoops of ice cream are left?	Fast-N-Fluent Friday Math Today you will work Fast and fluently. Listen as your parent reads these math facts. You will call out the answer as quickly as possible. <i>Read the following math facts aloud:</i> 10-8, 10-6, 10-5, 10-4, 10-7, 10-3, 10-0, 10-1, 10-9, and 10-2.
---	---	---	--	--

Move-Your-Fingers Monday Today you will practice your handwriting skills. Write your lowercase letters a-z. Bonus: Earn a bonus scoop on your ice cream cone by also writing your letters a-z.	Tap-N-Write Tuesday Today you will stretch and write a list of words. <i>Read the following words and have your child stretch and write the sounds they hear:</i> pig, bug, cat, dog, chick, fish, moth, sloth, frog, and slug.	Whip-Up-A-Web Wednesday Today you will be creating a web for the letter "I". Write the letter I in the middle of your page and draw lines coming from the letter. On each line, write a word that starts with either the /I/ or the /I/sound. You can add illustrations as well.	Think-It-Out Thursday Today you will write a how-to story about eating ice cream. A how-to story teaches someone the steps they should take to do something. You can number the steps and use words like: first, next, then and last.	Fast-N-Fluent Friday ELA Today you will work Fast and fluently. Listen as your parent reads these words. You will call out their beginning sound. <i>Read the following words aloud:</i> mat, pet, zop, gum, Dan, jog, bed, chip, shed, and thud.
--	---	--	---	--

Directions: Work to earn 10 ice cream scoops on your cones. Each day you complete a task, add on a scoop! You can do it!



Three-In-A-Row Board		
Count aloud by 5's to 100	Read a book	Write 10 blend words
Give two meanings for "fly"	Make an ABBA pattern	Hunt for rectangles in your house
Solve: 8-7, 5-4, 6-6, 10-4, 8-3	Count aloud 15-50 and 50-15	Read these words: flip, flap, flash, flat

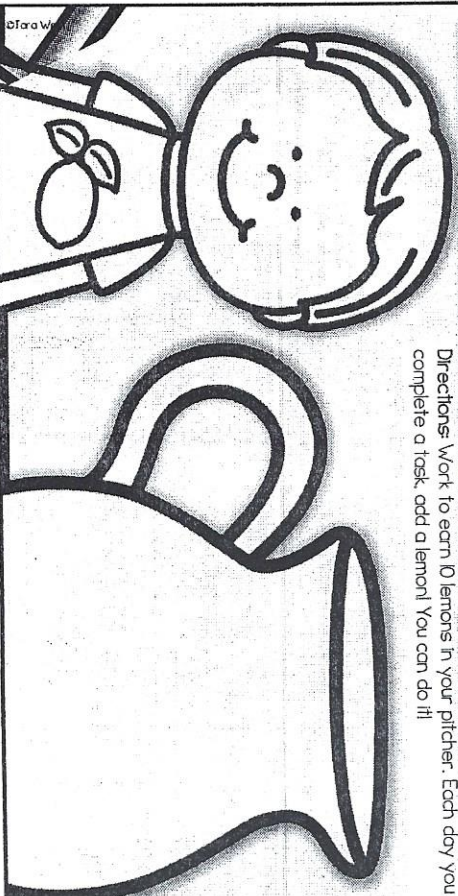
Summer Learning Mat: Week 5



Move-Your-Fingers Monday	Tap-N-Count Tuesday	Whip-Up-A-Web Wednesday	Think-It-Out Thursday	Fast-N-Fluent Friday	Math
Today you will be moving those fingers as you write numbers 1-60. Please remember your neat and legible handwriting. Bonus: Earn a bonus lemon in your pitcher by also writing your numbers 60-1.	Today you will be working on your one-to-one counting. That means you will need to tap each item as you count it out. You will count the shirts in your closet. <i>If you child is able, have them count the shirts by 2s.</i>	Today you will be making a -w/ays to show 16" web. Write the number 16 in the middle of a paper. Then, draw lines coming from the 16 and write different ways to show sixteen: picture, dot cube, fingers, ten frame, counting sequence, etc.	Today you will work to solve a word problem. My mom bought some lemons to make lemonade and lemon pie. She put 7 lemons in the lemonade and put 3 lemons in the lemon pie. How many lemons did mom buy at the store?	Today you will work fast and fluently. Listen as your parent reads these math facts. You will call out the answer as quickly as possible. <i>Read the following math facts aloud:</i> 10 and 2 make __, 10 and 3 make __, 10 and 5 make __, 10 and 1 make __, 10 and 0 make __.	

Move-Your-Fingers Monday	Tap-N-Write Tuesday	Whip-Up-A-Web Wednesday	Think-It-Out Thursday	Fast-N-Fluent Friday	ELA
Today you will practice your handwriting skills. Write your first and last name 10 times. Bonus: Earn a bonus lemon in your pitcher by writing your middle name as well each time.	Today you will stretch and write a list of words. <i>Read the following words and have your child stretch and write the sounds they hear:</i> wig, dig, ham, log, Chuck, rash, path, flash, brick, and grub.	Today you will be creating a web for the letter "L". Write the letter L in the middle of your page and draw lines coming from the letter. On each line, write a word that starts with the /l/ sound. You can add illustrations as well.	Today you will write an opinion story. Do you like lemonade? Write an opinion story that explains why you like lemonade or why you do not like lemonade. You will add 3 reasons to back up your opinion.	Today you will work fast and fluently to state sounds of the alphabet. <i>State a random letter A-Z and your child will respond with that letter's sound. For example, if you say, "J," they will call back, "J."</i>	

Directions: Work to earn 10 lemons in your pitcher. Each day you complete a task, add a lemon! You can do it!



Three-In-A-Row Board			
Write 10 CVC words	Make an ABC pattern	Read a book	
Hunt for cubes in your house	Give two meanings for "park"	Count aloud by 2's to 50	Read these words: duck, sick, puck, rock
Solve: 9-7, 8-4, 10-6, 7-4, 6-3	Count aloud 25-75 and 75-25		

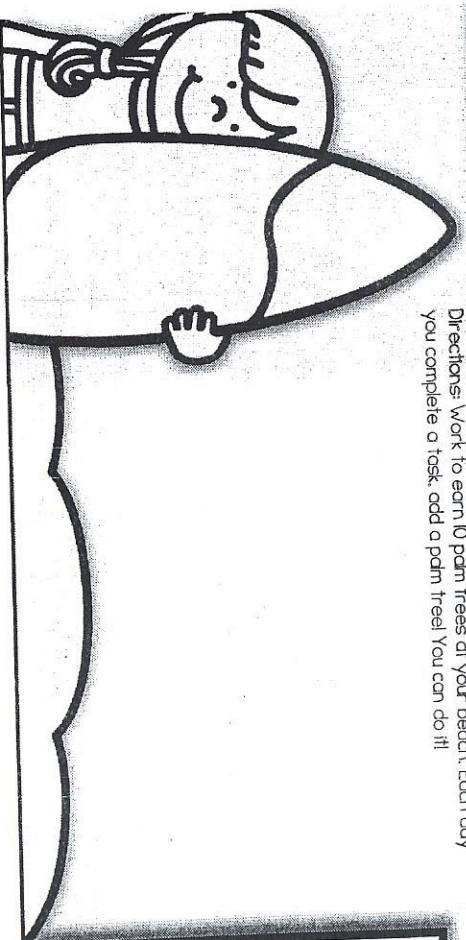


Summer Learning Mat: Week 6

Move-Your-Fingers Monday	Tap-N-Count Tuesday	Whip-Up-A-Web Wednesday	Think-It-Out Thursday	Fast-N-Fluent Friday	Math
Today you will be moving those fingers as you write numbers 1-70. Please remember your neat and legible handwriting. Bonus: Earn a bonus palm tree on your beach by also writing your numbers 70-1.	Today you will be working on your one-to-one counting. That means you will need to tap each item as you count it out. Go around your house and count all of your windows.	Today you will be making a -ways to show 17- web. Write the number 17 in the middle of a paper. Then, draw lines coming from the 17 and write different ways to show seventeen: picture, dot cube, fingers, ten frame, counting sequence, etc.	Today you will work to solve a word problem. The surfer collected some coconuts. She used 7 coconuts to make coconut pie and drank one of the coconuts. How many coconuts did she collect?	Today you will work fast and fluently. Listen as your parent reads these math facts. You will call out the answer as quickly as possible. <i>Read the following math facts about 10 and 9 make --?, 10 and 10 make --?, 10 and 6 make --?, 10 and 5 make --?, 10 and 8 make --?</i>	

Move-Your-Fingers Monday	Tap-N-Write Tuesday	Whip-Up-A-Web Wednesday	Think-It-Out Thursday	Fast-N-Fluent Friday	ELA
Today you will practice your handwriting skills. Write your address, including your street, city and state. Bonus: Earn a bonus palm tree on your beach by writing your phone number as well.	Today you will stretch and write a list of words. <i>Read the following words and have your child stretch and write the sounds they hear:</i> bud, dip, tux, let, rush, grip, math, flip, shut, and grab.	Today you will be creating a web for the letter 'p'. Write the letter P in the middle of your page and draw lines coming from the letter. On each line, write a word that starts with the /p/ sound. You can add illustrations as well.	Today you will write a persuasive story. You will write a letter persuading a family member to take you to the beach. You will state three reasons to back up your persuasive story.	Today you will work fast and fluently to state sounds of the alphabet. <i>Pull up an alphabet chart online or use an ABC chart you have on hand. Have your child tap and state each sound for the letters.</i>	

Directions: Work to earn 10 palm trees at your beach. Each day you complete a task, add a palm tree! You can do it!



Three-In-A-Row Board			
Count aloud by 5's to 75	Hunt for cones in your house	Make an AABC pattern	
Solve: 9-8, 7-1, 6-0, 5-4, 8-4	Count aloud 50-95 and 95-50	Read these words: strap, struck, strum	
Read a book	Write 10 CVCE words	Give two meanings for "bat"	