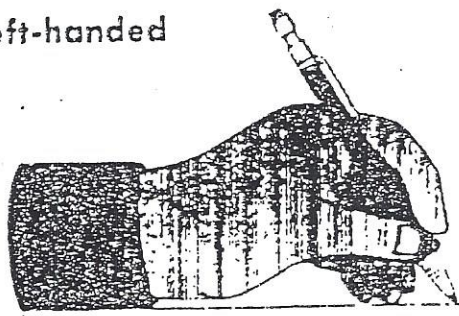
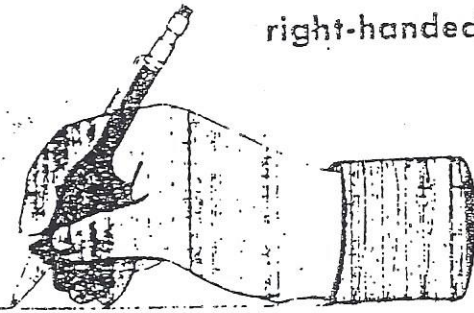


PENCIL POSITION

left-handed



right-handed



The proper pencil grip is one of the most important aspects of legible handwriting. The proper grip is formed by pinching the pencil between the thumb and index finger of the preferred hand. The other three fingers stay together and are tucked under the pencil for support. The pencil rests on the middle finger. Please refer to the illustration above.

Please remember that handwriting is a developmental skill. Just as a child needs to crawl before he or she walks, a child needs to experiment with writing utensils before he or she learns the proper grip. Please be patient.



Name _____

Trace the uppercase letters.
Practice writing the uppercase letters.


A B C D E F

G H I J K L

M N O P Q R

S T U V W X

Y Z



Name _____

Trace the lowercase letters.
Practice writing the lowercase letters.

a b c d e f

g h i j k l

m n o p q r

s t u v w x

y z



Trace the numbers.
Practice writing the numbers.

1

6

2

7

3

8


4

9

5

10

Name _____



I'm the cat's
meow!
I can print
my name.

Print your name below.

abcdefghijklmnopqrstuvwxyzabcdefghijklmnopqrstuvwxyzabcdefghijklmnopqrstuvwxyzabcdefghijklmnopqrstuvwxyzabcdefghijklmnopqrstuvwxyz
abcdefghijklmnopqrstuvwxyzabcdefghijklmnopqrstuvwxyzabcdefghijklmnopqrstuvwxyzabcdefghijklmnopqrstuvwxyzabcdefghijklmnopqrstuvwxyz
abcdefghijklmnopqrstuvwxyzabcdefghijklmnopqrstuvwxyzabcdefghijklmnopqrstuvwxyzabcdefghijklmnopqrstuvwxyzabcdefghijklmnopqrstuvwxyz

abcdefghijklmnopqrstuvwxyzabcdefghijklmnopqrstuvwxyzabcdefghijklmnopqrstuvwxyzabcdefghijklmnopqrstuvwxyzabcdefghijklmnopqrstuvwxyz
abcdefghijklmnopqrstuvwxyzabcdefghijklmnopqrstuvwxyzabcdefghijklmnopqrstuvwxyzabcdefghijklmnopqrstuvwxyzabcdefghijklmnopqrstuvwxyz
abcdefghijklmnopqrstuvwxyzabcdefghijklmnopqrstuvwxyzabcdefghijklmnopqrstuvwxyzabcdefghijklmnopqrstuvwxyzabcdefghijklmnopqrstuvwxyz

General Skills to Practice for Kindergarten

Penmanship

- first / last name
- alphabet (upper and lowercase letters)
- numbers

Numbers

- identify numbers 0-20
- arrange numbers 0-20 in consecutive order
- count by ones, fives and tens through one-hundred
- compare two numbers between 1 and 10 using less than, greater than or equal to

Operations and Algebraic Thinking / Numbers in Base Ten

- represent addition and subtraction within 10 using objects
- solve addition and subtraction word problems within 10 using objects or drawing
- decompose numbers through ten in more than one way ($2+3=5$ and $1+4=5$)
- find the number that makes 10 when added to a given number 1-9
- fluently add and subtract within 5
- compose and decompose numbers from 11-19 into tens and ones ($12 = 1$ ten and 2 ones)

Measurement and Data

- describe attributes of objects such as length or weight
- compare objects to see which is heavier / lighter, taller / shorter, etc.
- sort objects into categories and count the objects in each category

Geometry

- describe objects using names of shapes
- describes the relative position of shapes using terms such as above, below, in front of, behind and next to
- identify 2 dimensional shapes: rectangle, triangle, square, circle, hexagon
- identify 3 dimensional shapes: cube, cone, cylinder, sphere, rectangular prism, pyramid

Prayers

- recite the Our Father, Hail Mary, Glory Be, Guardian Angel, and Grace before meals

Letters

- identify both upper and lowercase letters
- association of letter sounds
- blend sounds to make words

Color Words		Number Words		Small Words	
white	blue	zero	six	in	see
red	brown	one	seven	you	a
orange	black	two	eight	am	for
yellow	violet	three	nine	are	and
green		four	ten	me	at
		five		the	

High Frequency Words			
she	where	come	was
is	little	to	my
he	with	we	of
do	that	they	
here	said	go	
what	from	have	

Self Help Skills

- button
- zipper
- tie their shoes
- know their address (house number, name of street, town and state)
- know their phone number (remember area code)

Reading Skills

- read grade level high-frequency words by sight
- read grade level texts with accuracy, purpose and understanding
- retell familiar stories
- ask and answer questions about key details of a text
- identify characters, setting and major events in a story
- define the role of author and illustrator

*The following workbook is optional, but can assist your child with the above mentioned activities and can be found online: Pre-Kindergarten to Kindergarten by Summer Bridge Activities by Rainbow Press.